


inside view




d-rings + velcro
on all 4 upper panels for lights

vent pipes to be secured with velcro straps




2 vents
at the back
(air ducts will be **10in longer**
than previous version)



magnets
to attach
the door

roll-up doors
(front and sides)




t-grip double sided zippers
(both sides of the tent)


internal blower

HOOK
LOOP

EACH HORIZONTAL VELCRO LINE
CONTAINS HOOK+LOOP LINE



velcros



velcros to attach
other tents
(both sides)

add extra material
+ velcro sewn on it



• the 3D render is just for illustration purpose, please follow-up

SHOW STABLE

TM

SAFETY RULES

 NO SHARP OBJECTS	 NO SMOKING	 NO FIRE
 NO OPEN FLAMES	 MAX 2 OF PEOPLE IN USE	 KEEP CHILDREN UNDER CLOSE SUPERVISION

The Manufacturer of this unit has been notified by the owner/operator of the device against the person responsible for the use of the device by the owner, operator or anyone not following the Safety Rules. Manufacturer has taken the necessary measures to comply with this file.

This unit must be tethered at all times, indoors or outdoors. Safety harness and anchors must be installed prior to inflatable operation.

(1) Each Member must require constant source of 110V or 220V power.
(2) Do not operate without an attendant present.

The essential use in this inflatable is:
100% lead free
Compatible with the requirements of heat resistant 100% lead free and heat of 100% lead free condition.

CAUTION!!!

- DO NOT operate this unit with a pressure of 18 psi.
- DO NOT inflate or deflate the unit or repair the unit for use during the operation.
- DO NOT operate this unit without the safety harness.
- DO NOT use this equipment during inclement weather.

Manufacturer DOES NOT WARRANTY THE SAFETY OF THE DEVICE under any use or condition. If any use that violates the manufacturer's safety guidelines is used, the manufacturer, YOU THE USER, are liable for any injuries that may occur. Version: 07/2019 (English)

Color Guide

 PANTONE 4250 C

 PANTONE White C

Production Specifications

dimensions **±10x10x10ft**

material type **matte and transparent finish**

thickness **standard**

print position **front and back**

additional feature **d-rings | ropes | magnets | inner blower | door handles**

velcro straps to secure pipes

3 velcro strips on both sides + 2 strips at the back to attach other tents

t-grip double sided zippers on both sides

velcro + d-rings on all 4 upper panels (for lights)

extra material + velcro sewn on it for the pillars

front door
handles



d-rings + velcro
on all 4 upper panels for lights

